

FOR LEASE

Owned and Operated by



5622 E PONCE DE LEON AVE

Stone Mountain, GA 30083 | Stone Mountain Industrial Park

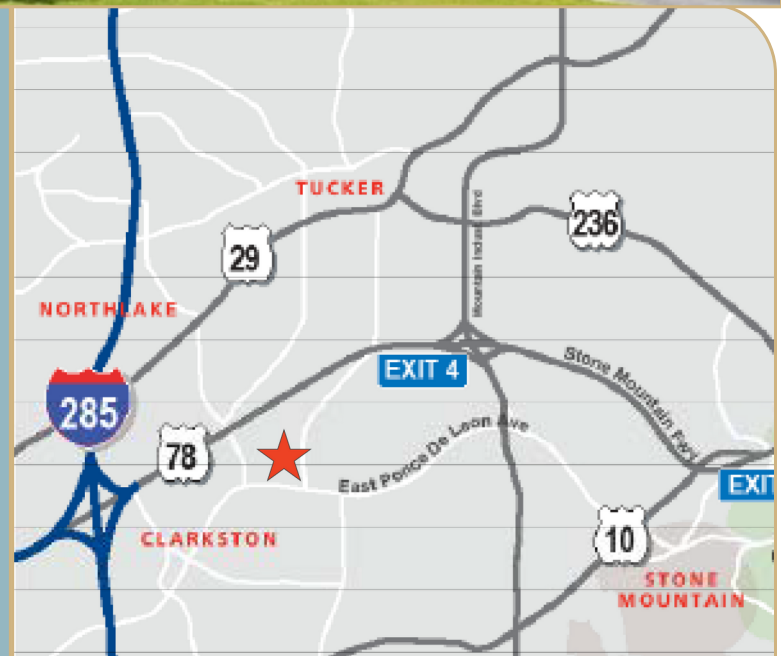
18,120 SF



HIGHLIGHTS

SPACE AVAILABLE	18,120 SF
OFFICE	11% office space
CEILING HEIGHT	14' clear
POWER	1000/240/3 phase power
DHD I DID	(2) DHD & (1) DID
LOCATION	3 miles from I-285

Within Community Improvement District



LEASING INFO & CONTACT

BRETT BUCKNER, CCIM, SIOR (770) 913-3923 / bbuckner@ackermanco.net
JIMMY STEVENS (770) 913-3983 / jstevens@ackermanco.net

Ackerman & Co.

SITE PLAN

Stone Ridge Drive

AVAILABLE

• 18,120 SF
• 11% Office
• (2) DHD
• (1) DID

150'

120'

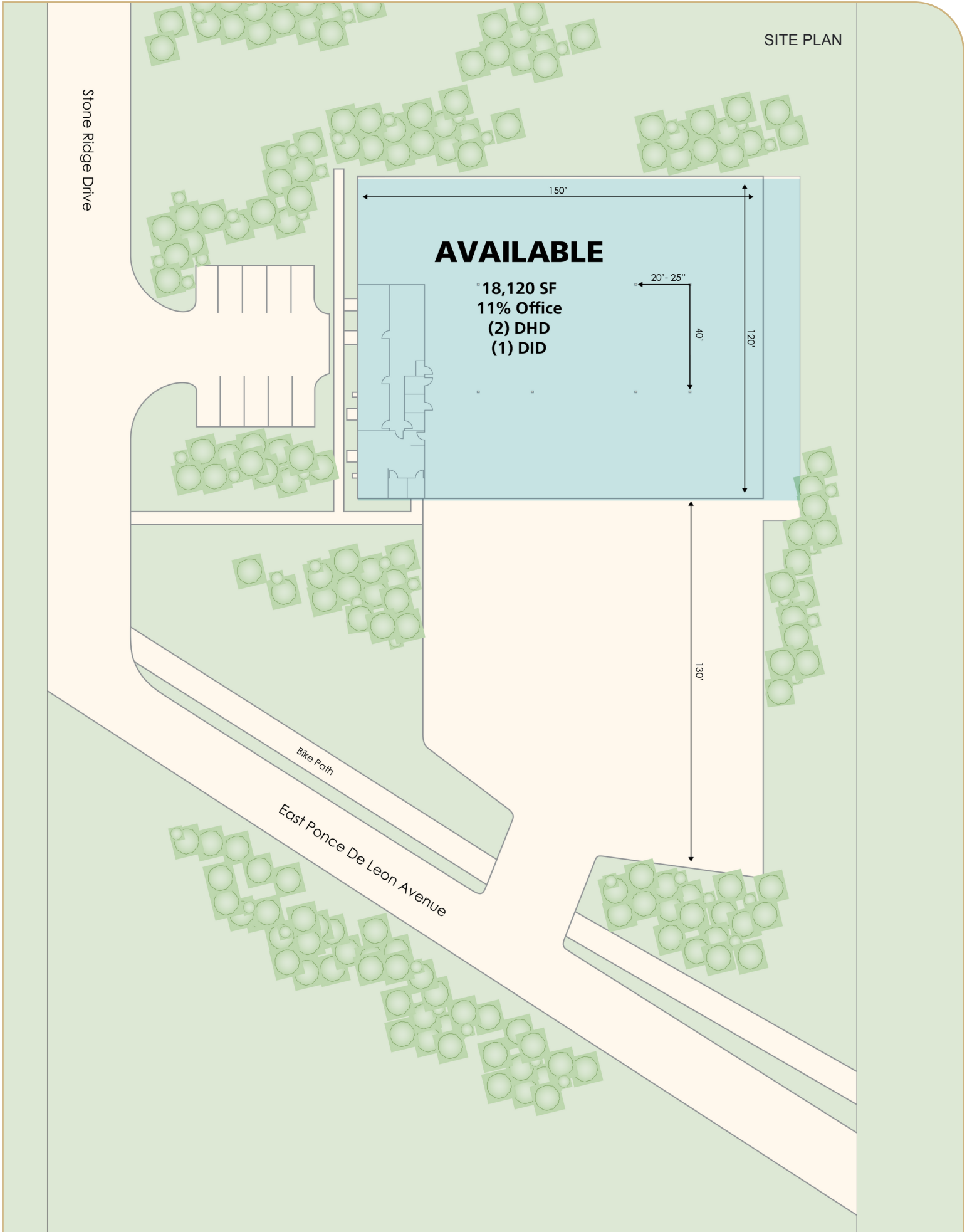
20' - 25'

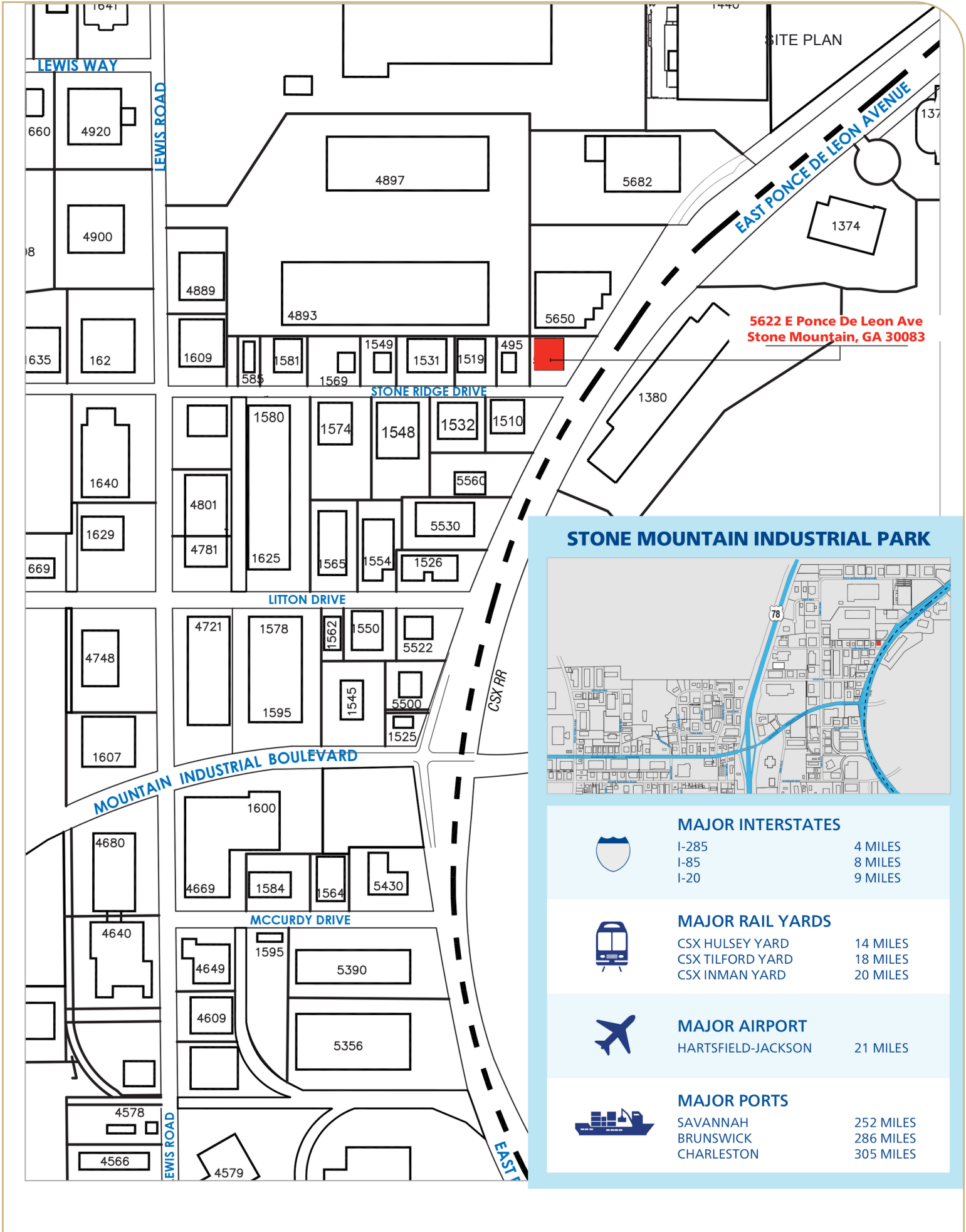
40'

130'

Bike Path

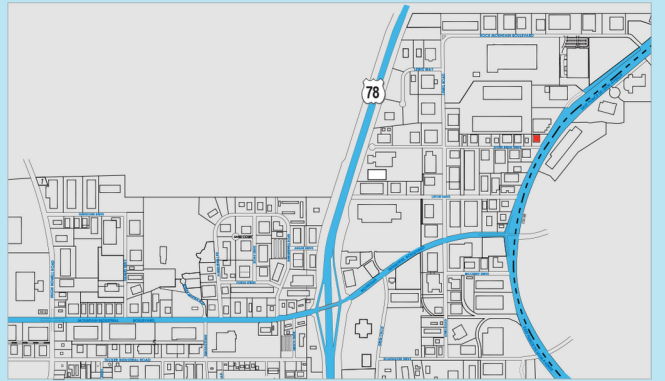
East Ponce De Leon Avenue





**5622 E Ponce De Leon Ave
Stone Mountain, GA 30083**

STONE MOUNTAIN INDUSTRIAL PARK



MAJOR INTERSTATES

	I-285	4 MILES
	I-85	8 MILES
	I-20	9 MILES



MAJOR RAIL YARDS

CSX HULSEY YARD	14 MILES
CSX TILFORD YARD	18 MILES
CSX INMAN YARD	20 MILES



MAJOR AIRPORT

HARTSFIELD-JACKSON	21 MILES
--------------------	----------



MAJOR PORTS

SAVANNAH	252 MILES
BRUNSWICK	286 MILES
CHARLESTON	305 MILES